

Anaphylaxis Procedures



Good Samaritan Catholic Primary School is a school which operates with the consent of the Catholic Archbishop of Melbourne and is owned, operated and governed by Melbourne Archdiocese Catholic Schools Ltd (MACS).

1. Introduction

Good Samaritan is a school which operates with the consent of the Catholic Archbishop of Melbourne and is owned, operated and governed by Melbourne Archdiocese Catholic Schools Ltd (MACS).

2. Purpose

This procedure ensures that, as far as practicable, a safe and supportive environment is provided where students at risk of anaphylaxis are provided with reasonable adjustments to participate in school programs and activities in compliance with Ministerial Order 706.

3. Scope

This procedure applies at Good Samaritan Primary School.

This procedure applies to:

- staff, including volunteers and casual relief staff.
- all students who have been diagnosed with a medical condition that relates to allergy and the potential for anaphylactic reaction, where the school has been notified of that diagnosis, or who may require emergency treatment for anaphylactic reaction.
- Parents (person, including a biological parent or another person, who has parental responsibility for a child granted by a court order. The term is also used to refer to Carers where permanent care, foster care or kinship arrangements are in place) of students who have been diagnosed as at risk of anaphylaxis or who may require emergency treatment for anaphylactic reaction.

4. Communication with Parents

4.1. The Principal engages with the Parent of students who are at risk of anaphylaxis to develop risk minimisation strategies and management strategies. The Principal will also take reasonable steps to ensure each staff member has adequate knowledge of allergies, anaphylaxis, and the school's expectations in responding to anaphylactic reaction.

4.2. The Principal requires that the Parent provides up to date medical information and an updated Individual Action Plan ([ASCI Action Plan for Anaphylaxis](#)) signed by the treating medical practitioner together with:

- a recent photo of their child and
- any medications and auto-injectors referenced in the plan and recommended for administration.

4.3. The Parent is requested to provide this information:

- annually
- prior to camps and excursions
- if the child has an anaphylaxis reaction at school, and
- if the child's medical condition changes since the information was provided.

4.4. The Principal, or their nominee, is to engage with the Parent where updated documentation or medication is required in line with the school's communication plan.

4.5. Please note the [ASCIA Travel Plan for People at Risk of Anaphylaxis](#) requires completion by a registered medical practitioner for domestic or overseas travel.

5. Individual anaphylaxis management plans (IAMP)

5.1. The Principal is responsible for ensuring that all students diagnosed by a medical practitioner as having a medical condition that relates to allergies and the potential for anaphylactic reaction have an Individual Anaphylaxis Management Plan (IAMP) developed in consultation with the student's Parent.

5.2. The school requires the IAMP to be in place as soon as practicable after the student is enrolled and where possible before their first day of school. If for any reason training and a briefing has not yet occurred, an interim management plan, developed in consultation with the Parent, will be put into place for a student who is diagnosed with a medical condition that relates to allergy and the potential for anaphylactic reaction, and training must occur as soon as possible thereafter. The IAMP will comply with Ministerial Order 706 and record:

- student allergies
- locally relevant risk minimisation and prevention strategies
- names of people responsible for implementing risk minimisation and prevention strategies
- storage of medication
- student emergency contact details
- student ASCIA Action Plans.

5.3. The student's IAMP will be reviewed by the Principal or nominated staff member, in consultation with the student's Parent, in all the following circumstances:

- annually
- if the student's medical condition changes as it relates to allergy and the potential for anaphylactic reaction.
- as soon as practicable after the student has an anaphylactic reaction at school.
- when the student is to participate in an off-site activity, such as camps and excursions, or at special events conducted, organised or attended by the school (e.g. class parties, elective subjects, cultural days, fetes, incursions).

Refer to the Individual Anaphylaxis Management Plan Template:

 [Individual-Anaphylaxis-Management-Plan-v1-0-2021](#)

6. Location of Individual Anaphylaxis Management Plans and ASCIA Action Plans

6.1. The First Aid Coordinator maintains an up-to-date register of students at risk of anaphylactic reaction as nominated by the Principal.

6.2. The First Aid Coordinator communicates to staff the details of the location of student Individual Anaphylaxis Management Plans and ASCIA Action Plans within the school, during excursions, camps and special events conducted, organised or attended by the school. Please note the [ASCIA Travel Plan for People at Risk of Anaphylaxis](#) requires completion by a registered medical practitioner for domestic or overseas travel.

- **At School:** The children's plans and auto-injectors are located together in the school office in the cupboard marked EPIPENS
- **For camps:** A first aid coordinator is appointed who is responsible for the management of the Anaphylaxis Management Plans and ASCIA Action Plans. These are located in the Camp Medical Register which is accessible by camp staff.

Prior to attending the camp, the Anaphylaxis Management Plans and ASCIA Action Plans are also shared with the camp management team so that any allergies and potential risks are identified.


During the day's activities sessions Epipens are stored in a red pouch and held by the session leader. Upon the session of activities, the epipens are returned to the central First Aid hub.

- **For excursions:** A first aid coordinator is appointed who is responsible for the management of the Anaphylaxis Management Plans and ASCIA Action Plans. The storage of Epipen on an excursion may vary depending upon circumstance. Epipens are stored in a red pouch and held by either the coordinator or teacher leading a group.

Refer to Off-site Risk Management Checklist for Schools:

 [Anaphylaxis-risk-management-checklist-for-off-site-activities-v1-0-2021.DOCX](#)

7. Risk minimisation and prevention strategies

 [Anaphylaxis-Risk-Minimisation-Strategies-for-Schools](#)


The Principal ensures that risk minimisation and prevention strategies are in place for all relevant in-school and out-of-school settings which include (but are not limited to) the following:

- during classroom activities (including class rotations, specialist and elective classes)
- between classes and other breaks
- in canteens
- during recess and lunchtimes
- before and after school where supervision is provided (excluding OSHC)
- special events including incursions, sports, cultural days, fetes or class parties, excursions and camps.

Our school does not ban certain types of foods (e.g., nuts) as it is not practicable to do so and is not a strategy recommended by the Department of Education (DE) or the Royal Children's Hospital as it can create complacency amongst staff and students, and it cannot eliminate the presence of all allergens.

However, the school avoids the use of nut-based products in all school activities, requests that the Parent does not send those items to school if possible and the school reinforces the rules about not sharing and not eating foods provided from home.

The Principal or The First Aid Coordinator regularly reviews the risk minimisation strategies outlined in Anaphylaxis Risk Minimisation strategies for our schools considering information provided by the Parent related to the risk of anaphylaxis. Refer to Anaphylaxis Risk Minimisation strategies for our school.

 [Anaphylaxis-Risk-Minimisation-Strategies-for-Schools](#)

The Principal is responsible for annually completing the Annual Risk Management Checklist for Schools to ensure that compliance with Ministerial Order 70.

Review meetings are held in week 3 of term 1 and term 3 and are attended by the First Aid Coordinator, Team Leader Administration, Leader, Learning Diversity and the Principal (or principal's delegate)

Register of students with anaphylaxis

- The school maintains a Register of Children with Anaphylaxis which is located on the school drive.
- The register details: child's name, child's allergy, digitised copy of management plan, expiry date of plan, expiry date of child's epipen held by school and other medication used by the child.
- The register is maintained by the First Aid Coordinator and reviewed twice per year.

8. Location, storage and accessibility of autoinjectors

It is the responsibility of the Principal to purchase auto-injectors for the school for general use and to ensure they are replaced at time of use or expiry; whichever is first. (Expiry date period is usually within 12–18 months).

General use auto-injectors are used as a back-up to auto-injectors that are provided for individual students by the Parent in case there is a need for an auto-injector for another student who has not previously been diagnosed at risk of anaphylaxis.

Schools should consider the following when identifying the minimum autoinjectors required, considering:

- the number of students enrolled at the school who have been diagnosed as being at risk of anaphylaxis
- the accessibility of autoinjectors (and the type) that have been provided by the Parent
- the number of locations at the school, including in the school yard
- the number and types of excursions, camps and special events conducted, organised or attended by the school
- the expiry date period of autoinjectors brands. usually expire within 12–18 months
- Schools should consider the type of autoinjector, considering:
 - the available brands in Australia (EpiPen®, EpiPen Jr®, Anapen 500®, Anapen 300® and Anapen Jr®)- Refer to this procedure for further information
- the types used for broad use in emergency situations
- the brands that are widely accessible and do not require a prescription.

The school stores 9 auto-injectors purchased for general use.

The auto-injectors are to be stored in the school office in a cupboard marked EPIPENS.

- Adrenaline autoinjector devices are to be stored in a cool dark place at room temperature, which they define as between 15 and 25 degrees Celsius.
- If these temperatures cannot be maintained, ASCIA recommends storing the device in an insulated wallet

The school's Anaphylaxis Supervisors are responsible for informing school staff of the location for use in the event of an emergency.

9. When to use an auto-injector for general use

The Principal ensures that auto-injectors for general use will be used under the following circumstances:

- a student's prescribed auto-injector does not work, is misplaced, misfires, has accidentally been discharged, is out of date or has already been used
- a student previously diagnosed with a mild or moderate allergy who was not prescribed an adrenaline injector has their first episode of anaphylaxis
- when instructed by a medical officer after calling 000
- first time reaction to be treated with adrenaline before calling.

- 9.1. Note: if in doubt, give student auto-injector as per ASCIA Action Plans. Please review [ASCIA First Aid Plan for Anaphylaxis \(ORANGE\)](#) and [ASCIA Adrenaline \(Epinephrine\) Injectors for General Use](#) for further information.

10. Emergency response to anaphylactic reaction

In an emergency anaphylaxis situation, the student's ASCIA Action Plan, the school's general first aid procedures, Danger □ Response □ Send for Help □ Airway □ Breathing □ CPR □ Defibrillation (DRSABCD), the emergency response procedures in this policy and [ASCIA First Aid Plan for Anaphylaxis](#) must be followed.


The Principal must ensure that when a student at risk of an anaphylactic reaction is under the care or supervision of the school outside normal class activities, such as in the school yard, on camps or excursions or at special events conducted, organised or attended by the school, there are sufficient staff present who have been trained in accordance with Ministerial Order 706.

All staff are to be familiar with the location, storage and accessibility of auto-injectors in the school, including those for general use.

The Principal must determine how appropriate communication with school staff, students and the Parent is to occur in the event of an emergency about anaphylaxis.

Copies of the [ASCIA First Aid Plan for Anaphylaxis](#) and emergency procedures are prominently displayed in the relevant places in the school, for example, first aid room, classrooms and in/around other school facilities, including the canteen.

Refer to Emergency Response to Anaphylactic Reaction template

 Emergency-Response-to-Anaphylactic-Reaction

11. Staff training

In compliance with Ministerial Order 706, it is recommended that all Victorian school staff undertake one of two accredited training options.

The Principal requires all staff to participate in training to manage an anaphylaxis incident. The training should take place as soon as practicable after a student at risk of anaphylaxis enrolls and, where possible, before the student's first day at school.

Staff undertake training to manage an anaphylaxis incident if they:

- conduct classes attended by students with a medical condition related to allergy and the potential for anaphylactic reaction
- are specifically identified and requested to do so by the Principal based on the Principal's assessment of the risk of anaphylactic reaction occurring while a student is under that staff member's care, authority or supervision.

Our school considers, where appropriate, whether casual relief teachers and volunteers should also undertake training.

Our school staff are to:

- successfully complete an approved anaphylaxis management training course in compliance with Ministerial Order 706
- participate in the school's twice yearly briefings conducted by the school's Anaphylaxis Supervisor or another person nominated by the Principal, who has successfully completed an approved anaphylaxis management training program in the past two years.

A range of training programs are available, and the Principal determines an appropriate anaphylaxis training strategy and implements this for staff. The Principal ensures that staff are adequately trained and that enough staff are trained in the management of anaphylaxis noting that this may change from time to time dependent on the number of students with IAMPs.

At Good Samaritan, all school staff complete the online *ASCIA Anaphylaxis e-training for Victorian Schools* and have their competency in using an auto-injector tested by the school's Anaphylaxis Supervisor in person within 30 days of completing the course. Staff are required to complete the ACSIA online training every two years.

At the end of the online training course, participants who have passed the assessment module are issued a certificate which needs to be signed by the school's Anaphylaxis Supervisor to indicate that the participant has demonstrated their competency in using an adrenaline autoinjector device.

School staff who complete the online training course are required to repeat that training and the adrenaline auto-injector competency assessment every two years.

The school's Anaphylaxis Supervisors will have completed 22579VIC Course in Verifying the Correct Use of Adrenaline Injector Devices – at no cost for Victorian Catholic schools at the [Hero HQ School Booking Portal](#) or email Hero HQ for more information: schools@heroHQ.com. Training in this course is current for three years.

Anaphylaxis Supervisors

The school's Anaphylaxis Supervisors play a key role in undertaking competency checks on all staff who have successfully completed the ASCIA online training course. To qualify as a school Anaphylaxis Supervisor, the

nominated staff members need to complete an accredited short course that teaches them how to conduct a competency check on those who have completed the online training course e.g., 22579VIC Course in Verifying the Correct Use of Adrenaline Injector Devices.

The Principal is to identify two staff per school or for each campus as the school's Anaphylaxis Supervisors.

The school's Anaphylaxis Supervisors are:

1. Kellie Jones, First Aid Coordinator
2. Belinda Angelotti, Team Leader, Administration

On 1 September 2021, the Anapen adrenaline (epinephrine) auto-injector was introduced into Australia for the treatment of anaphylaxis. Schools will need to ensure relevant staff are trained to use them.

The Anaphylaxis Supervisors should participate in the Anapen workshop if their school has an enrolled student with an [ASCIA Action Plan for Anaphylaxis Red Anapen](#).

Twice yearly staff briefing

The Principal ensures that twice yearly anaphylaxis management briefings are conducted, with one briefing held at the start of the year. The briefing is to be conducted by the school's Anaphylaxis Supervisor or another staff member who has successfully completed an Anaphylaxis Management Course in the previous two years. The school use the Anaphylaxis Management Briefing Template provided by DE for use in Victorian schools. A facilitator guide and presentation for briefings created by DE is available in the resources section of the procedures.

The briefing includes information about the following:

- the school's legal requirements as outlined in Ministerial Order 706
- the school's anaphylaxis management policy
- causes, signs and symptoms of anaphylaxis and its treatment
- names and pictures of students at risk of anaphylaxis, details of their year level, allergens, medical condition and risk management plans including location of their medication
- relevant anaphylaxis training
- ASCIA Action Plan for Anaphylaxis and how to use an autoinjector, including practising with a trainer autoinjector
- the school's general first aid and emergency responses
- location of and access to auto-injectors that have been provided by the Parent or purchased by the school for general use.

All school staff should be briefed on a regular basis about anaphylaxis and the school's anaphylaxis management policy.

Staff training arrangements at Good Samaritan:

- Twice yearly staff briefings are held in Terms 1 and 3.
- Individual Anaphylaxis in School's online training is conducted biannually for existing staff.
- New staff are checked upon appointment as to whether or not they hold a current training certificate.
- New staff, who are not trained, complete Anaphylaxis in School's online training as part of their induction process.
- Records of training are maintained by the First Aid Coordinator.

12. Anaphylaxis communication plan

The Principal is responsible for ensuring that a communication plan is developed to provide information to all school staff, students and Parents about anaphylaxis and the school's anaphylaxis management policy.

- Raising staff awareness – maintaining staff awareness is managed through the staff training arrangements. Student First Aid alert posters are located in every classroom, offices and workspace and 'bumbags' carried on yard duty.

The CRT sign in sheet noticed casual staff on school procedures regarding anaphylaxis management.

- Raising student awareness – Student First Aid alert posters are located in every classroom, offices and workspace. In each class where a child is anaphylactic, the teacher will speak to the children to notify them of any risk and educate them on the condition.
- Raising community awareness: Student First Aid alert posters are located in every classroom, offices and workspace.

The school's policy and procedures are located on the school's website.

At the beginning of term 1, parents are notified that there are children in the school who are anaphylactic and how they can support the school to minimise risk to these children.. This is done via Community Bulletin and SeeSaw.

Supporting Parents of an Anaphylactic child:

The Principal and their nominee work with the Parent to support the student's needs. The Principal develops a communication process for when new or updated medical documentation and/or medication is required as part of the annual or triggered reviews. The school staff engaged in this process are to make communication accessible and culturally appropriate.

Initial Notification

At the start of each school year, upon enrolment and/or when a plan is due to expire, the school communicates to the Parent informing them of the need to update their child's medical management and/or anaphylaxis action plans. It may be helpful to include a timeframe by when the plans are required.

Schools can attach the Medical Management and Medication Parent handout to explain what documentation the school needs (available in 2026).

Follow-Up Communication

- First Aid Coordinator to send reminders via email, phone calls, or school newsletters as the deadline approaches.
- For critical updates, consider direct phone calls or meetings with the Parent to discuss the importance of the information. For a Parent seeking guidance around obtaining documentation, encourage them to contact the Anaphylaxis advisory line on 1300 725 911 or 9345 4235 or email anaphylaxisadvice@rch.org.au

Escalation if updated information/medication is not obtained

- School to send a second reminder via the preferred means of communication (e.g. email, school app, letter) to clarify the required medical information. School staff are to make communication accessible and culturally appropriate.
- Phone Call: Make a follow-up phone call to the Parent who has not responded. Highlight the potential risks to their child's health and safety if the information is not updated.
- In-Person Meeting: If there is still no response, schedule an in-person meeting with the Parent to underscore the importance of the update and to provide additional support or clarification if needed.
- Schools are to inform the Parent of any impact on child's safe participation in school activities without updated medical plans and medication, and work to develop a plan for updating information.
- For further support on seeking required updated information and/or medication, schools can contact their Senior Manager, School Leadership.

Ongoing Communication

- Parents are encouraged to inform the school of any changes in their child's health status throughout the year.

The Principal ensures that the school staff are adequately trained by completing an approved training course

- ASCIA e-training every two years together with associated competency checks assessed by suitably trained Anaphylaxis Supervisor who has completed 22579VIC Course in Verifying the Correct Use of Adrenaline Injector Devices, or

AND

- provision of an in-house briefing for school staff at least twice per calendar year in accordance with Ministerial Order 706, with one briefing at the commencement of the school year.

The policy is publicly available and published on the school's website.

13. Definitions

Definitions of standard terms used in this Policy can be found in the [Glossary of Terms](#).

Anaphylaxis

Anaphylaxis is a severe, rapidly progressive allergic reaction that is potentially life threatening. The most common allergens in school aged children are peanuts, eggs, tree nuts (e.g., cashews), cow's milk, fish and shellfish, wheat, soy, sesame, lupin and certain insect stings (particularly bee stings).

Anaphylaxis Guidelines (Guidelines)

A resource for managing severe allergies in Victorian schools, published by the Department of Education (DE) for use by all schools in Victoria and updated from time to time.

Australasian Society of Clinical Immunology and Allergy (ASCIA)

The peak professional body of clinical immunology and allergy in Australia and New Zealand.

Autoinjector

An adrenaline autoinjector device, approved for use by the Australian Government Therapeutic Goods Administration, which can be used to administer a single pre-measured dose of adrenaline to those experiencing a severe allergic reaction (anaphylaxis).

Ministerial Order 706

[Ministerial Order 706: Anaphylaxis Management in Victorian Schools](#) which outlines legislated requirements for schools and key inclusions for their Anaphylaxis Management Policy.

14. Related policies and documents

Supporting documents

Individual Anaphylaxis Management Plan
Anaphylaxis Risk Minimisation Strategies for Schools
Emergency Response to Anaphylactic Reaction
Anaphylaxis Management Checklist for Off-site Activities
Annual Anaphylaxis Risk Management Checklist

Related MACS policies

Anaphylaxis Policy for MACS schools
Duty of Care Policy for MACS schools
Emergency Management Plan
First Aid Policy
Medical Management Policy

Resources

15. Legislation and standards

[Ministerial Order 706: Anaphylaxis Management in Victorian Schools](#)

[Department of Education Victoria Anaphylaxis Guidelines](#)

[Department of Education Victoria Anaphylaxis Management Briefing presentation](#)

[Department of Education Victoria Facilitator guide for anaphylaxis management briefing](#)
[ASCIA Action Plans and First Aid Plans for Anaphylaxis or Allergies](#)
[ASCIA Action Plans for Anaphylaxis \(General, Anapen, Epipen\)](#)
[ASCIA First Aid Plan for Anaphylaxis \(General, Anapen, Epipen, Pictorial\)](#)
[ASCIA Travel Plan](#)
[ASCIA Anaphylaxis e-training for Victorian schools](#)
[ASCIA Adrenaline \(Epinephrine\) Injectors for General Use](#)

Policy information table

Approving authority	Education Excellence
Policy owner	Student Services
Approval date	25 (minor amendment)
Review by	9
Publication	Internal school publication
SCHOOL UPDATE	2/12/2025